



---

# Jaladhare Application Admin User Manual

*Ver 1.0*

<p style="text-align: center;"><b>Submitted To</b></p>  <p style="text-align: center;"><b>Bangalore Water Supply and Sewage Board</b> 7<sup>th</sup> floor, Cauvery Bhavan D-Block K G Road, Bangalore- 560009</p>	<p style="text-align: center;"><b>Submitted By</b></p>  <p style="text-align: center;"><b>Globals ITES Private Limited</b> Brigade Senate 2, 6th Floor, Outer Ring Road, Hebbal, Bangalore- 560024</p>
--	---

## Notice to the reader

This document is confidential being for the use of only the persons / firm to whom it is submitted to. It must not be copied, disclosed or circulated, or referred to in correspondence or discussion either in full or part with any person except the person/firm, to whom it is submitted, without prior consent of Globals ITeS Pvt. Ltd (referred as “Globals” in the rest of the document). All logos/ trademarks that have been used in these Proposals are owned by the respective owners and Globals has used the same solely for illustration purposes.

This material submitted by Globals is solely for the purpose of providing select information on a confidential basis.

This document is intended for review through mutual discussions to understand and appreciate the whole contents.

## Contents

<b>1. Introduction</b> .....	5
<b>2. AEE</b> .....	5
<b>3. AE/JE(Mobile Application)</b> .....	12
<b>4. AE/JE(Web)</b> .....	15
<b>5. AEE</b> .....	18
<b>6. TO</b> .....	22
<b>7. EE</b> .....	24
<b>8. TA</b> .....	26
<b>9. ACE</b> .....	28
<b>10. CE</b> .....	30
<b>11. EIC</b> .....	31
<b>12. Chairman</b> .....	33
<b>13. AEE (Payment Verification)</b> .....	34
<b>14. Draftman</b> .....	35
<b>15. Water Inspector</b> .....	36
<b>16. Application Closure</b> .....	36

### Version History

Version Number	Date	Author	Description of Change
1.0	19-09-2025	Vivek	<ul style="list-style-type: none"><li>Initial Draft</li></ul>

## 1. Introduction

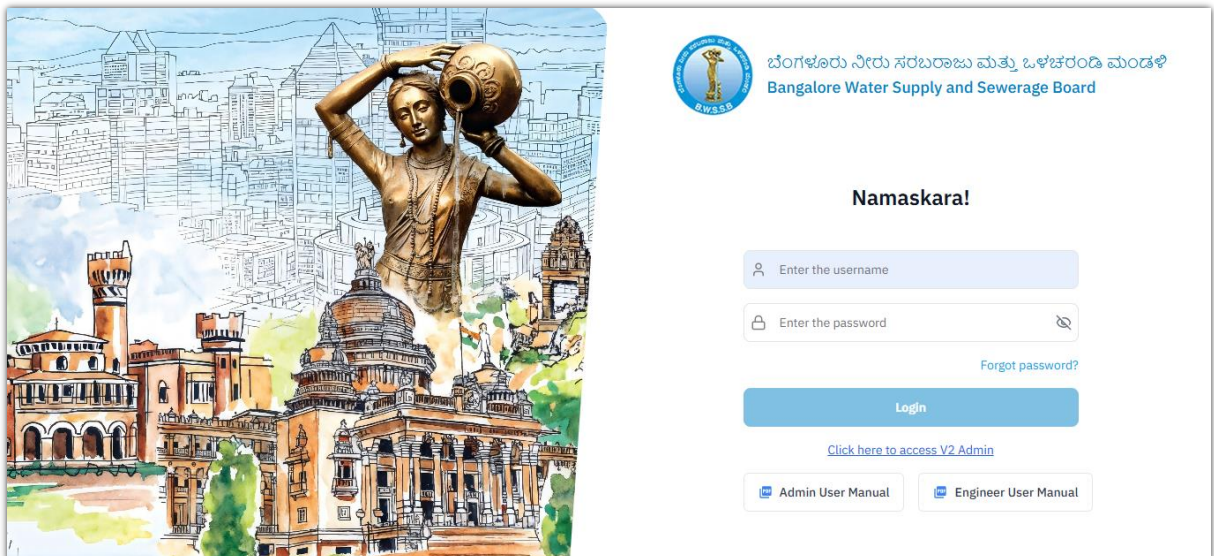
This User Manual provides a comprehensive overview of the application workflow process within the system, detailing the roles, permissions, and actions associated with each officer involved. It serves as a step-by-step guide to help users understand their specific responsibilities, the sequence of actions to be performed, and the system limitations applicable to their role.

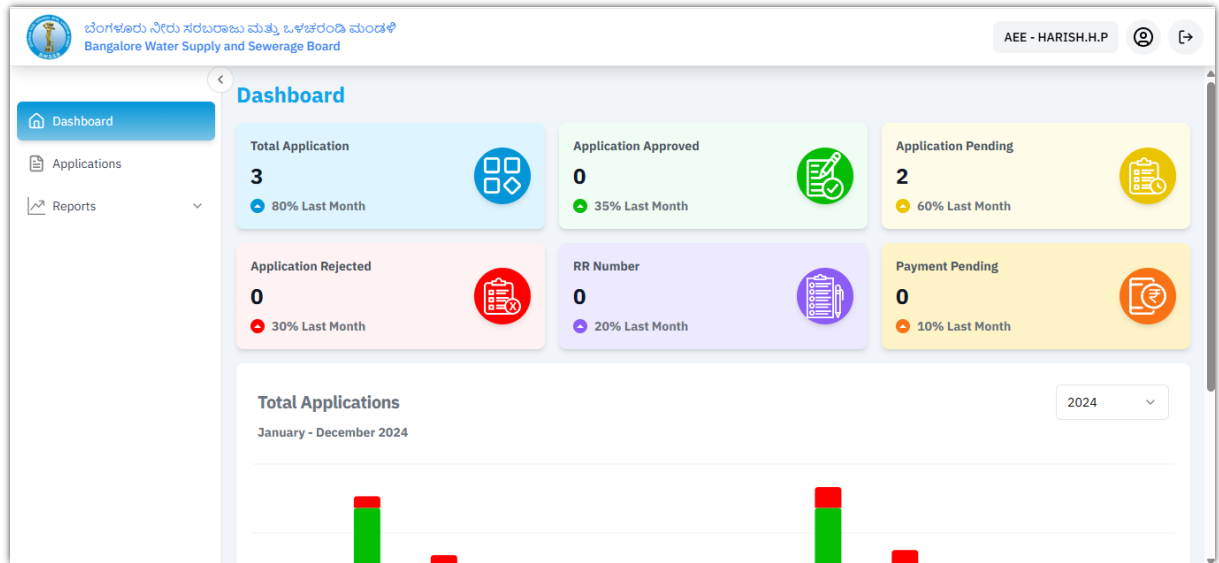
The manual covers each officer's role — outlining how applications are reviewed, processed, verified, and approved at every stage. It also highlights the scope of access, editable fields, and approval authority for each role to ensure smooth and transparent operations.

**For clarity and standardization, the Chairman Approval Process has been taken as an example to derive and illustrate the workflow and role-based actions across the system. This ensures that all officers can follow a consistent approach in handling applications, maintaining accuracy, accountability, and efficiency throughout the process.**

### Process Selected – 6' Chairman Approval

## 2. AEE





- The first stage of the **AEE Dashboard** includes the **user login** process.
- After logging in, the user can access the **main dashboard**.
- The dashboard displays summary **cards** showing key metrics:
  - Total Applications
  - Applications Approved
  - Applications Pending
  - Applications Rejected
  - RR Number
  - Payment Pending
- The count in each card is dynamically updated based on the current data in the system.

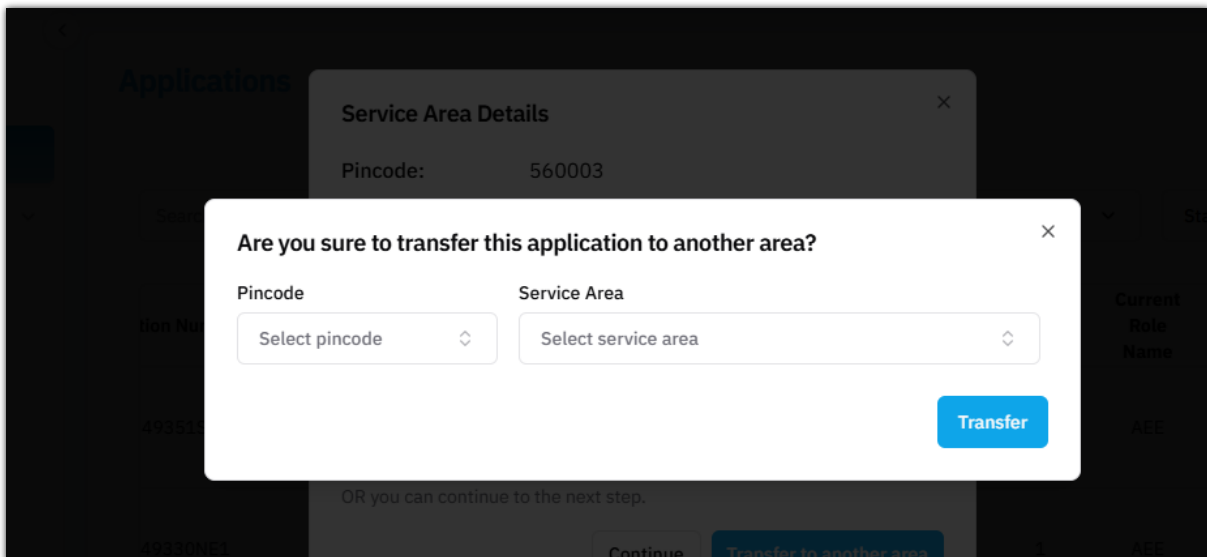
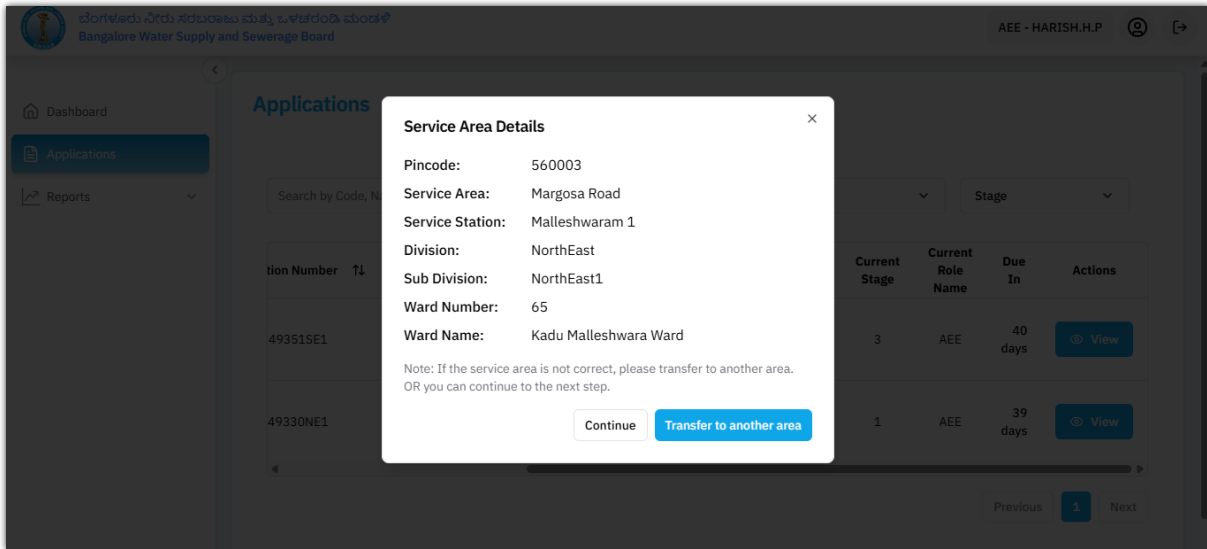
The Applications page displays a table of application records. The table has the following columns: Application Number, Application Status, Process, Submitted On, Stage, Current Stage, Current Role Name, Due In, and Actions.

Application Number	Application Status	Process	Submitted On	Stage	Current Stage	Current Role Name	Due In	Actions
49351SE1	Pending	3/4" inch Dia (EE)	10-10-2025	Stage 3	3	AEE	40 days	<a href="#">View</a>
49330NE1	Pending	1/2" inch Dia (AEE)	09-10-2025	Stage 1	1	AEE	39 days	<a href="#">View</a>

The page also includes a search bar, filters for date and stage, and pagination controls (Previous, 1, Next).

- The Application Module allows the user to access and review all applications submitted by consumers.
- It includes a division-based filtering system to sort and view applications based on their respective administrative divisions.
- This filtering feature enables efficient tracking, management, and follow-up of applications.
- It ensures that each application is handled by the appropriate personnel within the correct division.
- The module also displays relevant details such as:
  - Application status
  - Submission date
  - Pending actions

## Service area details



- When the AEE clicks the View button, two options are available: Continue or Transfer to Service Area.
- If the AEE selects Continue, they can proceed with processing the application directly from the dashboard.
- If the AEE selects Transfer to Service Area, they can change the division by selecting the appropriate one based on the application's location.
- The application will then be automatically redirected to the corresponding subdivision for further

← Back
Track Changes

Dashboard


Applications

Reports

### Application Details

Application Code <b>349330NE1</b>	Application Type <b>Regular Application</b>
Applied By <b>Consumer</b>	Sakala Number <b>BW0250000349330</b>

**Connection for water supply and under Ground Drainage for multi-storied Buildings. - 42 Days**


ಬೆಂಗಳೂರು ನೀರು ಸರಬರಾಜು ಮತ್ತು ಒಳಚರಂಡಿ ಮಂಡಳಿ  
Bangalore Water Supply and Sewerage Board
AEE - HARTH.S.H.P

Dashboard

Applications

Reports

### Consumer Details

#### Applicant Details

Applicant Name <input type="text" value="Janani"/>	Consumer Name * <input type="text" value="Janani"/>
Mobile Number <input type="text" value="8870270389"/>	Email <input type="text" value="janani.p@globalsinc.com"/>

BESCOM Account ID * <input type="text" value="2452161799"/>	<input checked="" type="checkbox"/> Verified	BESCOM Consumer Name <input type="text" value="VIBHA CONSTRUCTIONS"/>
BESCOM RR Number <input type="text" value="MS10EEH7173"/>		

#### Communication Address

Address

State <input type="text" value="Karnataka"/>	District <input type="text" value="BANGALORE URBAN"/>
Taluk <input type="text" value="BANGALORE NORTH"/>	Landmark <input type="text" value="sdhgf"/>
Pincode <input type="text" value="343345"/>	

#### Connection Address

Pincode <input type="text" value="560003"/>	Service Area <input type="text" value="Mangla Road"/>
Service Station <input type="text" value="Malleshwaram 1"/>	Division <input type="text" value="NorthEast"/>
Sub Division <input type="text" value="NorthEast1"/>	Ward Number <input type="text" value="65"/>
Ward Name <input type="text" value="Kadu Malleshwara Ward"/>	Street 1 <input type="text" value="gffccffggg"/>
Street 2 <input type="text" value="N/A"/>	Landmark <input type="text" value="N/A"/>

#### Existing Connection

Do you have an existing BWSB connection?  
 Yes  No

Site Details

**PID Details**

<b>PID Number</b> 1600965884	<span style="color: green; font-weight: bold;">Verified</span>	<b>Katha Number</b> 643/31/28/26/226
<b>Owner Name</b> NANDATA DESHPANDE & VADIRAJ DESHPANDE		<b>Ward Number</b> 160
<b>Ward Name</b> Rajapetwastnagar		<b>Pincode</b> 560039

<b>Year of construction</b> 2021/2025	<b>Purpose</b> Apartment
<b>Number of Flats *</b> 7	<b>Site Area (Sq.Ft) *</b> 333
<b>Site Area (Sq.M)</b> 30.94	<b>Built-up Area (Sq.Ft) *</b> 999
<b>Built-up Area (Sq.M)</b> 92.81	

DC available?  Yes  No  
 RW available?  Yes  No  
 NOC available?  Yes  No

Building Details

**Building Details**

Building Type	Amenity Type	Floor	Size in Sq.Ft	Size in Sq.M
Apartment	Utility	Ground floor Parking	566567	526,348.17
Apartment	Parking	Site Parking	5678	527.50

**Plumber Details**

Plumber Available?  Yes  No

Select Plumber  
K Raju(Sr V R S Engineering works)

Document Details

<b>Building Plan</b> Consumer-Manual-Kannada (3).pdf <span style="float: right;">View</span>	<b>Building Photo with Owner</b> Consumer-Manual-Kannada (3).pdf <span style="float: right;">View</span>
<b>Lease Cum Sale Deed</b> Screenshot 2025-09-30 171022.png <span style="float: right;">View</span>	<b>Katha</b> Screenshot 2025-09-30 171022.png <span style="float: right;">View</span>
<b>BESCOM Bill</b> Screenshot 2025-09-30 171022.png <span style="float: right;">View</span>	

**Tentative Charges**  
⚠ Kindly note that these charges are based on the consumer input.

Sl No	Type	Quantity	Rate	Amount
1	Application Fee	1	₹100	₹100
2	Attachment Fee	1	₹25	₹25
3	Inspection Charges	1	₹250	₹250
4	Meter Fixing Charges	1	₹500	₹500
5	Sanitary Points Charges	0	₹120	₹0

**Total: ₹875**

Prorata Charges						
Sl No	Floor	Amenity Type	Purpose	Size In Sqft	Rate	Amount
1	Ground floor Parking	Utility	Apartment	526348.17	₹105,269,634	₹105,269,634
2	Stilt Parking	Parking	Apartment	527.5	₹52,750	₹52,750
<b>Total:</b>						<b>₹105,322,384</b>

**Charges**

**Standard Charges**

Fee	Quantity	Rate	Amount
Application Fee	1	100	100
Attachment Fee	1	25	25
Inspection Charges	1	250	250
Meter Fixing Charges	1	500	500
Sanitary Points Charges	0	120	0

Prorata Charges					
Sl No	Connection Type	Floor	Square Meter (Sq.M.)	Rate	Amount
1	Domestic HR	Ground floor Parking	526348.17 (5665567.00)	105269634	105269634
2	Domestic HR	Stilt Parking	527.50 (5678.00)	52750	52750

**Additional Document Upload**

Document Type

Text

Upload Documents

Click here to upload

**Browse**

Supported Files: .jpg, .png, .pdf

Note: You can upload up to 5 files, each with a maximum size of 5 MB.

Uploaded Files

- Screenshot 2025-10-13 172129.png

Selected Files

**Upload**

**+ Add Document**

**Additional Document Upload**

Document Type

Text

Upload Documents

Click here to upload

**Browse**

Supported Files: .jpg, .png, .pdf

Note: You can upload up to 5 files, each with a maximum size of 5 MB.

Uploaded Files

- Screenshot 2025-10-13 172129.png

Selected Files

**Upload**

**+ Add Document**

**Comments**

**Internal Comments \***

Enter the internal comments

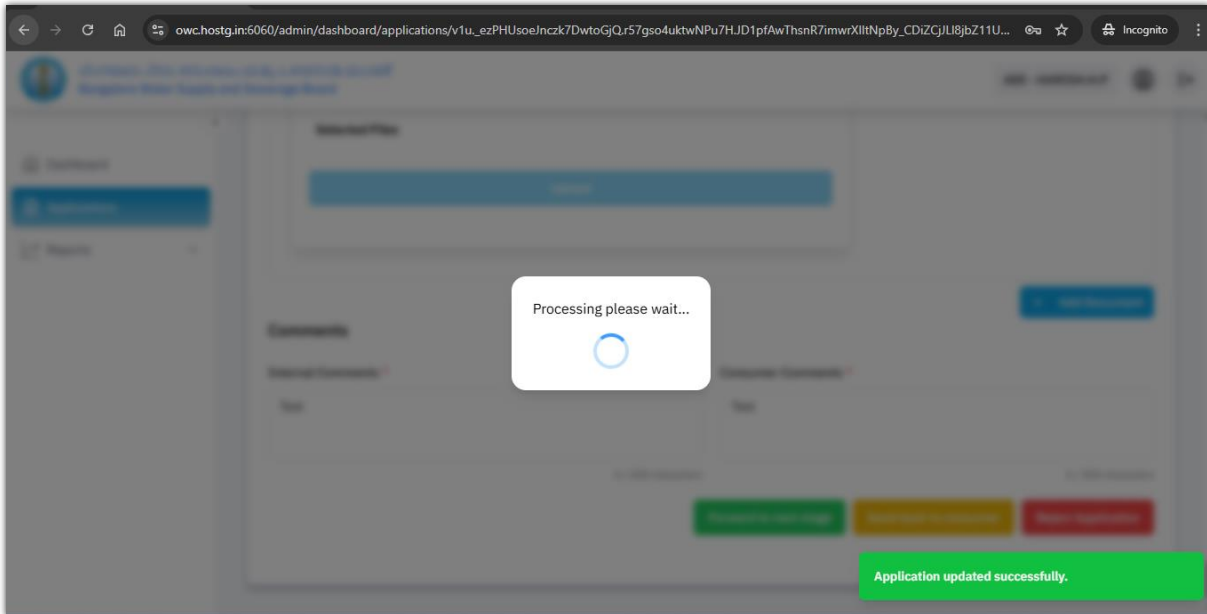
(/) 500 characters

**Consumer Comments \***

Enter the consumer comments

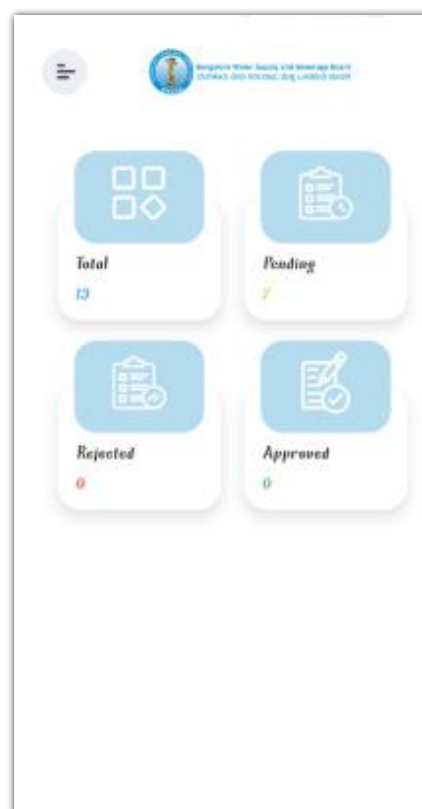
(/) 500 characters

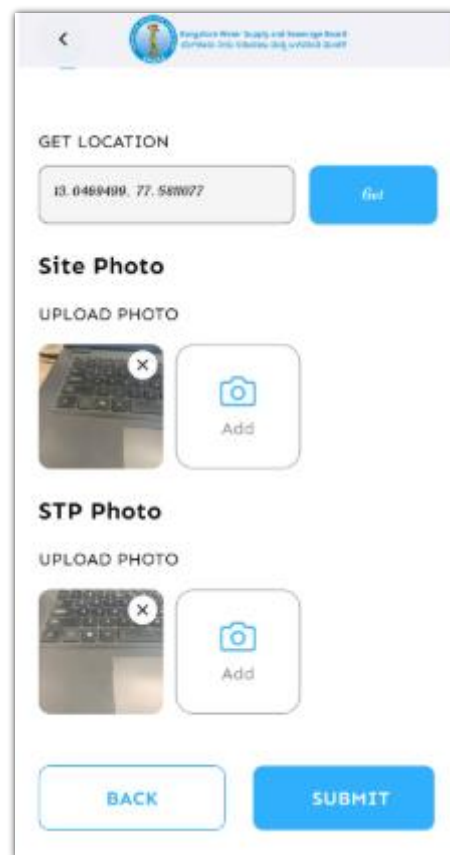
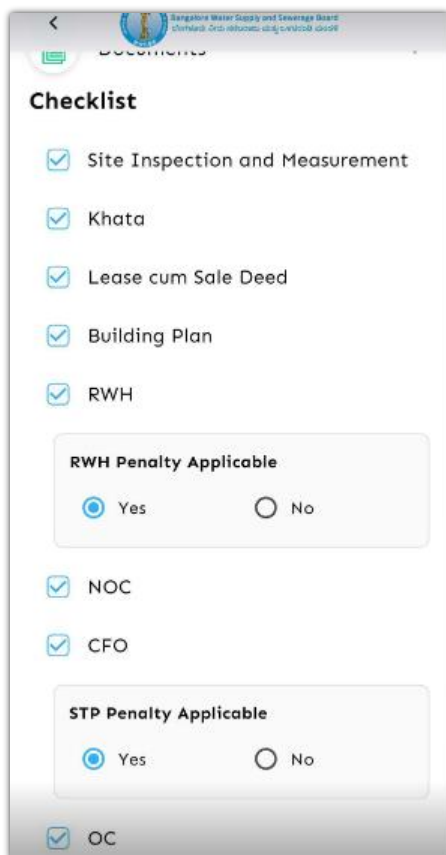
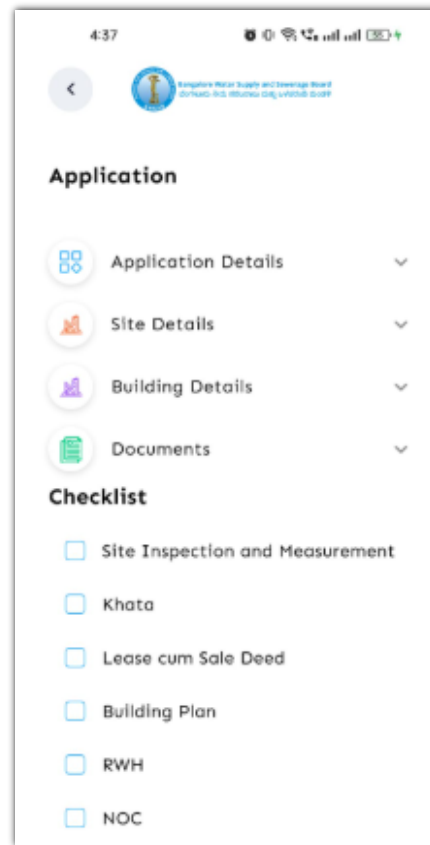
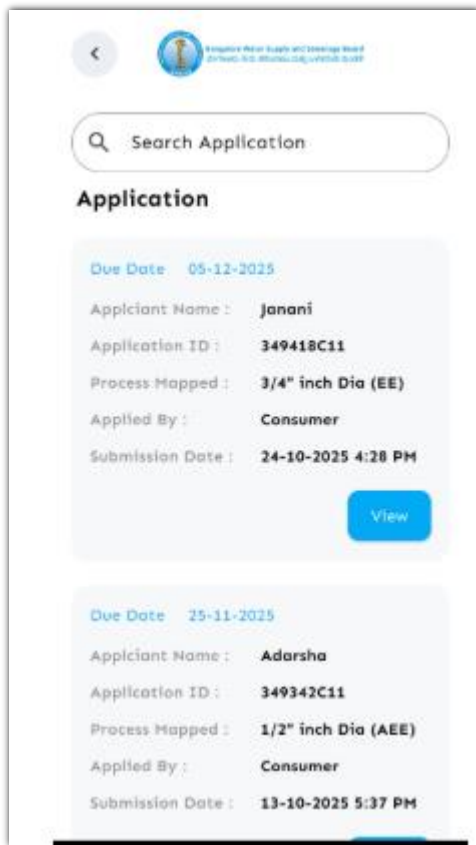
Forward to next stage
Send back to consumer
Reject Application

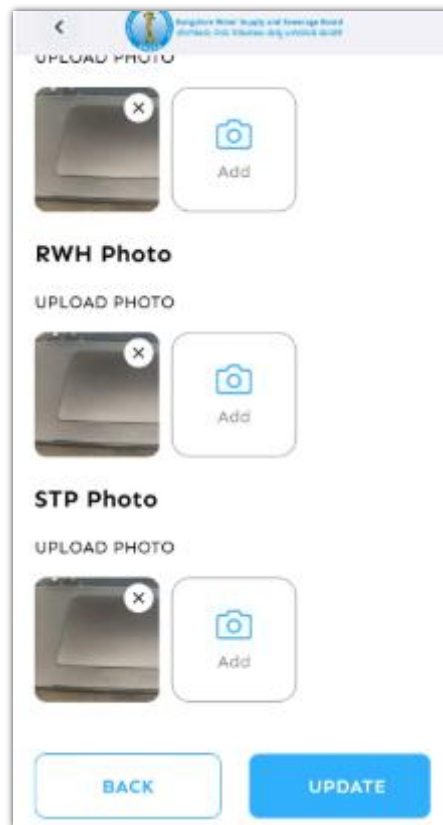


- The AEE can review all details of a specific application.
- After completing the evaluation, the AEE has the following options:
  - Forward the application to the next designation
  - Reject the application
  - Send back the application to the consumer for corrections

### 3. AE/JE(Mobile Application)







- The AE/JE must first download the OWC Admin Mobile Application from the Google Play Store or Apple App Store.
- After installation, they can log in using their authorized credentials.
- The AE/JE (APK) can then view all application data assigned to them.
- They have add the inspection checklist as part of the field evaluation process.
- The AE/JE can upload photos such as:
  - Site photos
  - RWH (Rainwater Harvesting) photos
  - STP (Sewage Treatment Plant) photos
- They have to also capture the current location with GPS coordinates for site verification.
- Once all required details are updated, the AE/JE can submit the application for the next stage of processing.





- The AE/JE can edit only those fields that are permitted for editing by the user.
- They can view all application data, including:
  - Admin application checklist
  - Location details
  - Other relevant information related to the application.
- The AE/JE can take action from the web application only after submitting the checklist, GPS details, and photos through the mobile application.
- On the web application, the AE/JE must:
  - Provide the application action, specifying which process the application belongs to
  - Enter borewell details (if applicable)
  - Enter road cutting details
  - Upload the inspection report
  - Add comments or observations
  - Forward the application to the next stage for further processing.

## 5. AEE

### Application Details

Application Code <b>349558C11</b>	Application Type <b>Regular Application</b>	Purpose <b>Non-Domestic</b>
Applied By <b>Consumer</b>	Sakala Number <b>BW025000349558</b>	Sakala Service Description <b>Permission for new connection/Additional Connection for water supply and under Ground Drainage for multi-storied Buildings. - 42 Days</b>

### Applicant Details

Applicant Name Test janani	Consumer Name * Janani
Mobile Number 8870270389	Email janani.p@globalsinc.com
BESCOM Account ID * 2452161799 <span>Verified</span> <span>Reset</span>	BESCOM Consumer Name VIBHA CONSTRUCTIONS
BESCOM RR Number MS10EEH7173	

### Communication Address

Address testing	
State Karnataka	District BANGALORE URBAN

### Connection Address

Pincode 560001	Service Area Infantary Road
Service Station HGR	Division Central
Sub Division Central11	Ward Number 110
Ward Name Sampangram Nagar	Street 1 test
Street 2 test	Landmark test

### Existing Connection

Do you have an existing BWSSB connection?

Yes  No

Update

### Communication Address

Address testing	
State Karnataka	District BANGALORE URBAN
Taluk BANGALORE SOUTH	Landmark testing
Pincode 765445	

### Connection Address

Pincode 560001	Service Area Infantary Road
Service Station HGR	Division Central
Sub Division Central11	Ward Number 110

**Site Details**
Edit

---

**PID Details**

<b>PID Number</b> 16009e5884 <span style="float: right; color: green; font-size: 0.8em;">Verified</span>	<b>Katha Number</b> 643/31/128/26/226
<b>Owner Name</b> NAMRATA DESHPANDE & VADIRAJ DESHPANDE	<b>Ward Number</b> 160
<b>Ward Name</b> Rajarajeshwarinagar	<b>Pincode</b> 560039
<b>Year of construction</b> 12/1/2015	<b>Purpose</b> Commercial

<b>PAN Number *</b> FBCPM6559Q <span style="float: right; color: green; font-size: 0.8em;">Verified</span>	<b>Name on the card</b> UIDAY KUMAR MUNIYAPPA
<b>Pan Holder Status</b> Individual	<b>Status</b> Active

<b>Sital Area (Sq.Ft) *</b> 4555	<b>Sital Area (Sq.Mt)</b> 423.17
<b>Built-up Area (Sq.Ft) *</b> 9997	<b>Built-up Area (Sq.Mt)</b> 928.75

**OC available?**  
 Yes  No

<b>OC Number</b> 666	<b>OC Date</b> 10/15/2025
-------------------------	------------------------------

**OC Document**

- Screenshot 2025-10-13 172129.png 🗕
- Screenshot 2025-10-13 172129.png 🗕

**RWH available?**  
 Yes  No

**RWH Document**

- Screenshot 2025-10-13 172129.png 🗕
- Screenshot 2025-10-13 172129.png 🗕

**NOC available?**  
 Yes  No

**Building Details**

---

**Document Details**

---

**Tentative Charges**  
ⓘ Kindly note that these charges are based on the consumer input.

Standard Charges				
Sl No	Type	Quantity	Rate	Amount
1	Application Fee	1	₹100	₹100
2	Attachment Fee	1	₹25	₹25
3	Inspection Charges	1	₹250	₹250
4	Meter Fixing Charges	1	₹500	₹500
5	Sanitary Points Charges	6	₹120	₹720

Total: ₹1,595

Prorata Charges						
Sl No	Floor	Amenity Type	Purpose	Size In Sqmt	Rate	Amount
1	Stilt Parking	Parking	Commercial	5367.66	₹805,149	₹805,149
2	Basement Parking	Utility	Commercial	527.5	₹158,250	₹158,250
3	Stilt Parking	Parking	Commercial	423.17	₹63,475.5	₹63,475.5

**Total: ₹1,026,874.5**

**Application Checklist**

<input type="checkbox"/> Site Inspection And Measurement	<input type="checkbox"/> Building Plan	<input type="checkbox"/> CFO
<input type="checkbox"/> Khata	<input type="checkbox"/> RWH	<input type="checkbox"/> OC
<input type="checkbox"/> Lease Cum Sale Deed or sale Deed	<input type="checkbox"/> BWSSB NOC	

[Update](#)

**Application Check List Status**

Sl No	Stages	Designation Name	Khata	Sale Deed	Building Plan	RWH	RWH Penalty Applicable	BWSSB NOC	CFO	STP Penalty Applicable	OC	OC Penalty Applicable	Site Inspection & Measurement	Created Date
1	2	AE/JE	Yes	Yes	Yes	Yes	Yes	Yes	Yes	Yes	Yes	No	Yes	15-10-2025 12:48:58 PM
2	3	AEE	No	No	Yes	No	No	No	No	No	No	No	No	15-10-2025 12:52:44 PM

**Application Action**

<b>Type of Area</b> <input type="text" value="CORE"/>	<b>Connection</b> <input type="text" value="Water and Sanitary"/>
<b>Size of the Bore(Process)</b> <input (chairman)"="" dia="" inch="" type="text" value="1 1/2"/>	<b>Sanitary Connection</b> <input type="text" value="4"/>
<b>Is Borewell Available?</b> <input type="radio"/> Yes <input checked="" type="radio"/> No	<b>Payment To Be Made In</b> <input type="text" value="Full payment"/>
<b>Consumer payment type opted</b> <input type="text" value="Full payment"/>	<b>Probable Road Cutting length (In Meters) (If the road cutting permission is not exempted)</b> <input type="text" value="788.00"/>

[Update](#)

**Previous Paid**

Previous Paid Type	Receipt Number	Amount	Approved Amount	Date	Status	Added By	View
GBWASP	8765	433	N/A	15-10-2025	Pending for approve	Consumer	<a href="#">View</a>

[Add Receipt](#)  
Grand Total 0

**Charges**

**Standard Charges**

Fee	Quantity	Rate	Amount
Application Fee	1	100	100
Attachment Fee	1	25	25

**Prorata Charges**

Sl No	Connection Type	Floor	Square Meter (Sq.ft.)	Rate	Amount
1	Non-Domestic	Stilt Parking	5367.66 (57777.00)	805149	805149
2	Non-Domestic	Basement Parking	527.50 (5678.00)	158250	158250
3	Non-Domestic	Stilt Parking	423.17 (4555.00)	63475.5	63475.5

GBWASP Charges

[Update](#)

**Uploaded Additional Documents**

Name	Designation	Stage Number	View
Mahesha Kumar KS	AEE	1	No documents uploaded
Krishnegowda	Draft Man	2	No documents uploaded

**Upload Documents**

Enter document type first

[Browse](#)

Supported Files: .jpg, .png, .png, .pdf

Note: You can upload up to 5 files, each with a maximum size of 5 MB.

**Uploaded Files**

No files uploaded

**Selected Files**

[Upload](#)

[+ Add Document](#)

**Internal Comments \***

tst

3 / 500 characters

**Consumer Comments \***

tst

4 / 500 characters

[Forward to next stage](#)

- Once submitted by the AE/JE, the application is forwarded to the Assistant Executive Engineer (AEE) for verification and further processing.
- The AEE can edit all necessary fields in the application.
- The AEE can review and update the admin checklist as needed.
- The AEE can perform various application actions, including:
  - Forwarding the application to the next stage
  - Rejecting the application
  - Sending it back to the consumer for corrections
- The AEE can also upload additional documents if required.
- These actions ensure that all information is verified, accurate, and complete before the application moves to the next stage of the workflow

## 6. TO

Application Code <b>349558C11</b>	Application Type <b>Regular Application</b>	Purpose <b>Non-Domestic</b>
Applied By <b>Consumer</b>	Sakala Number <b>BW0250000349558</b>	Sakala Service Description <b>Permission for new connection/Additional Connection for water supply and under Ground Drainage for multi-storied Buildings. - 42 Days</b>

Consumer Details ▼

Site Details ▼

Building Details ▼

Document Details ▼

Document Details

### Tentative Charges

ⓘ Kindly note that these charges are based on the consumer input.

Standard Charges				
Sl No	Type	Quantity	Rate	Amount
1	Application Fee	1	₹100	₹100
2	Attachment Fee	1	₹25	₹25
3	Inspection Charges	1	₹250	₹250
4	Meter Fixing Charges	1	₹500	₹500
5	Sanitary Points Charges	6	₹120	₹720

Total: ₹1,595

### Site Inspection

**Location**

**Documents**

**Site Inspection**

img\_1760512724098.JPG View

**RWH**

img\_1760512729807.JPG View

**STP**

img\_1760512734975.JPG View

img\_1760514547253.JPG View

### Additional Document Upload

**Document Type**

Please enter a document type to enable file upload

**Upload Documents**

Enter document type first

[Browse](#)

Supported Files: .jpg, .jpeg, .png, .pdf

Note: You can upload up to 5 files, each with a maximum size of 5 MB.

**Uploaded Files**

No files uploaded

**Selected Files**

[Upload](#)

for sewerage board

Enter document type first

[Browse](#)

Supported Files: .jpg, .jpeg, .png, .pdf

Note: You can upload up to 5 files, each with a maximum size of 5 MB.

**Selected Files**

[Upload](#)

[+ Add Document](#)

**Comments**

**Internal Comments \***

4 / 500 characters

**Consumer Comments \***

4 / 500 characters

[Forward to next stage](#)

- The application is forwarded to the Technical Officer (TO) for verification and further processing.
- At this stage, the TO is restricted from editing any of the existing application fields, ensuring the original data remains unchanged.
- The Technical Officer can upload additional documents if required for verification or record purposes.
- The TO has the authority to move the application to the next stage in the workflow.

## 7. EE

Application Code <b>349558C11</b>	Application Type <b>Regular Application</b>	Purpose <b>Non-Domestic</b>
Applied By <b>Consumer</b>	Sakala Number <b>BW0250000349558</b>	Sakala Service Description <b>Permission for new connection/Additional Connection for water supply and under Ground Drainage for multi-storied Buildings. - 42 Days</b>

Consumer Details ▼

Site Details ▼

Building Details ▼


Document Details ▼

### Additional Document Upload

Document Type

Please enter a document type to enable file upload

**Upload Documents**

  
 Enter document type first

Supported Files: .jpg, .jpeg, .png, .pdf

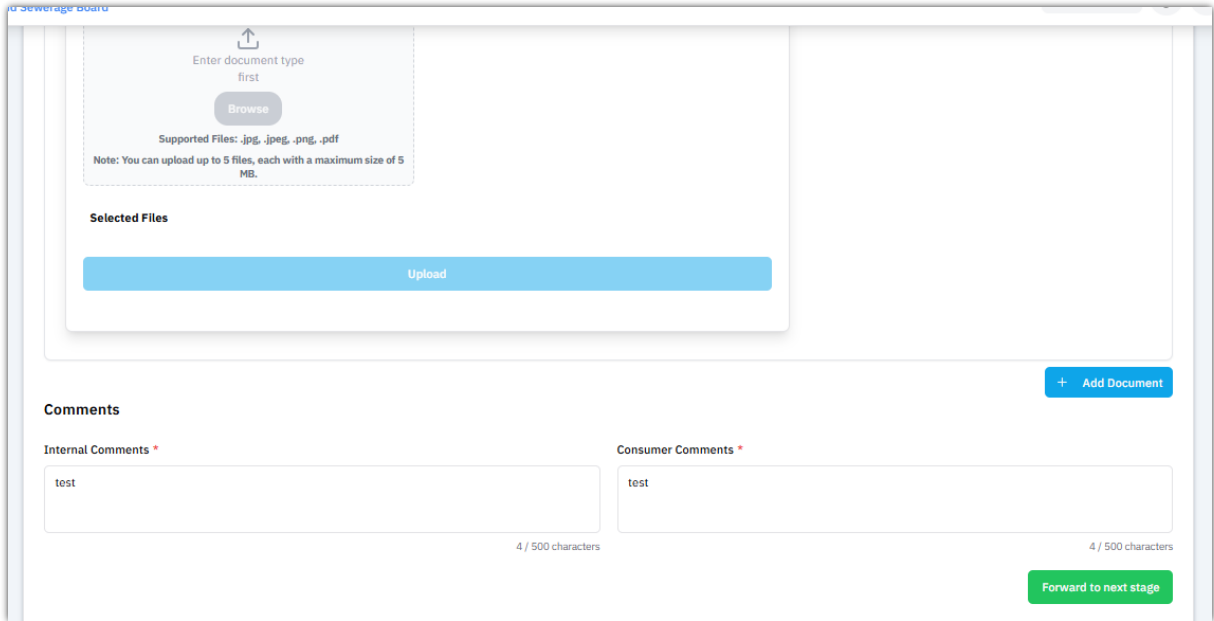
Note: You can upload up to 5 files, each with a maximum size of 5 MB.

**Uploaded Files**

No files uploaded

**Selected Files**

Upload



The screenshot shows a web application interface for document upload and comments. At the top, there is a header with the text "Sewerage Board". Below this, there is a large white box containing a document upload section. This section includes a "Browse" button, a "Supported Files" list (jpg, jpeg, png, pdf), and a note: "Note: You can upload up to 5 files, each with a maximum size of 5 MB." Below the upload section is a "Selected Files" area with an "Upload" button. To the right of the upload section is a blue button labeled "+ Add Document". Below the upload section is a "Comments" section. This section contains two text input fields: "Internal Comments \*" and "Consumer Comments \*". Both fields contain the text "test" and have a character count of "4 / 500 characters". At the bottom right of the comments section is a green button labeled "Forward to next stage".

- The application is forwarded to the Executive Engineer (EE) for verification and further processing.
- At this stage, all fields in the application are non-editable, ensuring that no modifications can be made.
- The Executive Engineer can review the complete application, including all details and updates as entered by the previous administrators at earlier stages.
- This allows the EE to have a comprehensive view of the entire application history for accurate verification.
- Executive Engineer can either forward the application to next stage or send it back to previous stage or Approve/ Reject the application if he/she are the approving authority for the process.

## 8. TA

← Back
Track Changes

### Application Details

Application Code <b>349558C11</b>	Application Type <b>Regular Application</b>	Purpose <b>Non-Domestic</b>
Applied By <b>Consumer</b>	Sakala Number <b>BW0250000349558</b>	Sakala Service Description <b>Permission for new connection/Additional Connection for water supply and under Ground Drainage for multi-storied Buildings. - 42 Days</b>

Consumer Details
▼

Site Details
▼

Building Details
▼

Document Details
▼

←
Kindly note that these charges are based on the consumer input.

### Tentative Charges

**Standard Charges**

Sl No	Type	Quantity	Rate	Amount
1	Application Fee	1	₹100	₹100
2	Attachment Fee	1	₹25	₹25
3	Inspection Charges	1	₹250	₹250
4	Meter Fixing Charges	1	₹500	₹500
5	Sanitary Points Charges	6	₹120	₹720

**Total: ₹1,595**

**Prorata Charges**

Sl No	Floor	Amenity Type	Purpose	Size in Sqmt	Rate	Amount
1	Stilt Parking	Parking	Commercial	5367.66	₹805,149	₹805,149
2	Basement Parking	Utility	Commercial	527.5	₹158,250	₹158,250

and coverage board

### Site Inspection

**Location**

**Documents**

**Site Inspection**

img\_1760512724098.JPG [View](#)

**RWH**

img\_1760512729807.JPG [View](#)

**STP**

img\_1760512734975.JPG [View](#)

img\_1760514547253.JPG [View](#)

and coverage board

**Upload Documents**

Enter document type first

[Browse](#)

Supported Files: .jpg, .jpeg, .png, .pdf

Note: You can upload up to 5 files, each with a maximum size of 5 MB.

**Uploaded Files** No files uploaded

**Selected Files**

[Upload](#)

[+ Add Document](#)

**Comments**

Internal Comments \*

test

A / 500 characters

- The Technical Assistant (TA) can forward the application to the next stage by sending it to the next designated officer.
- During this process, all fields in the application are non-editable, ensuring that the TA cannot modify any existing information.
- The TA can review all application details before forwarding it for further processing.

## 9. ACE

← Back
Track Changes

### Application Details

Application Code <b>349558C11</b>	Application Type <b>Regular Application</b>	Purpose <b>Non-Domestic</b>
Applied By <b>Consumer</b>	Sakala Number <b>BW0250000349558</b>	Sakala Service Description <b>Permission for new connection/Additional Connection for water supply and under Ground Drainage for multi-storied Buildings. - 42 Days</b>

Consumer Details
▼

Site Details
▼

Building Details
▼

Document Details
▼

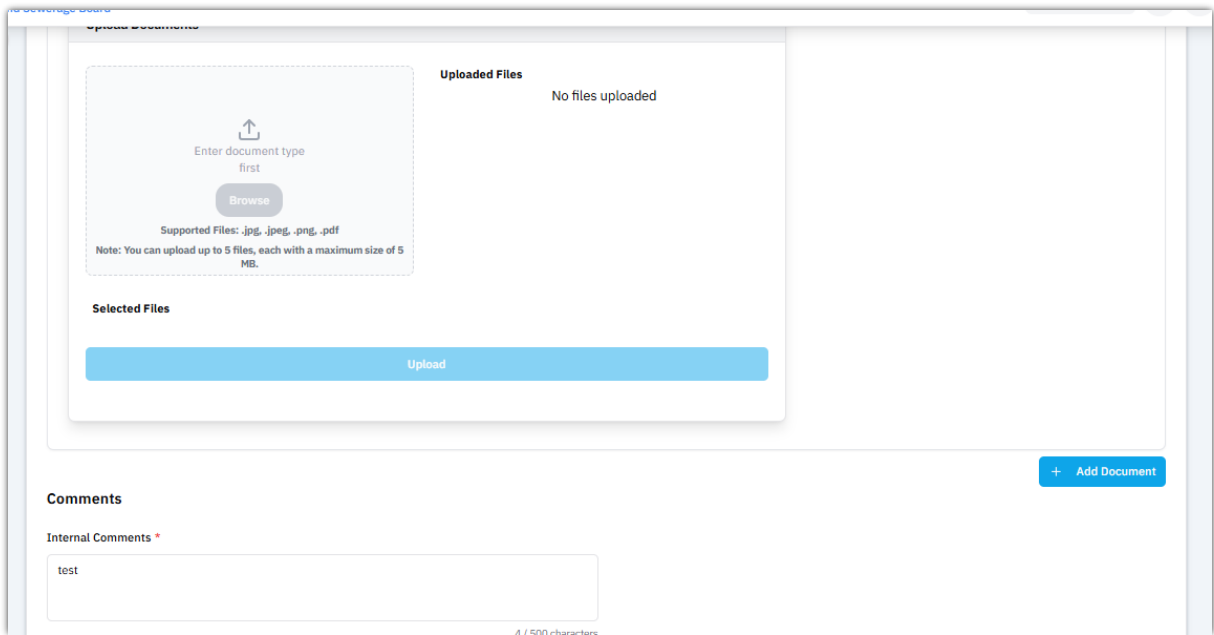
and Sewerage Board

### Tentative Charges

ⓘ Kindly note that these charges are based on the consumer input.

Standard Charges				
SI No	Type	Quantity	Rate	Amount
1	Application Fee	1	₹100	₹100
2	Attachment Fee	1	₹25	₹25
3	Inspection Charges	1	₹250	₹250
4	Meter Fixing Charges	1	₹500	₹500
5	Sanitary Points Charges	6	₹120	₹720
				<b>Total: ₹1,595</b>

Prorata Charges						
SI No	Floor	Amenity Type	Purpose	Size in Sqmt	Rate	Amount
1	Stilt Parking	Parking	Commercial	5367.66	₹805,149	₹805,149
2	Basement Parking	Utility	Commercial	527.5	₹158,250	₹158,250



The screenshot shows a web application interface for document management. At the top, there is a header with the text "Globals" and "Setting the global trend." Below this, the main content area is divided into two sections. The left section is titled "Uploaded Files" and contains a large dashed box with an upload icon and the text "Enter document type first" and "Browse". Below this, it lists "Supported Files: .jpg, .jpeg, .png, .pdf" and a note: "Note: You can upload up to 5 files, each with a maximum size of 5 MB." Below the dashed box is a "Selected Files" section with an "Upload" button. The right section is titled "Comments" and contains a text input field with the word "test" inside. Below the input field, there is a small text "0 / 500 characters". In the bottom right corner of the main content area, there is a blue button with a plus sign and the text "Add Document".

- The application is forwarded to the Assistant Chief Engineer (ACE) for verification and further processing.
- At this stage, all fields in the application are non-editable, ensuring that the ACE cannot make any modifications to the submitted information.
- The ACE can review and verify all details provided in the application.
- After verification, the ACE can take the necessary action to move the application to the next stage in the workflow.
- ACE can either forward the application to next stage or send it back to previous stage or Approve/ Reject the application if he/ she are the approving authority for the process.

## 10. CE

Back
Track Changes

### Application Details

<b>Application Code</b> <b>349558C11</b>	<b>Application Type</b> <b>Regular Application</b>	<b>Purpose</b> <b>Non-Domestic</b>
<b>Applied By</b> <b>Consumer</b>	<b>Sakala Number</b> <b>BW025000349558</b>	<b>Sakala Service Description</b> <b>Permission for new connection/Additional Connection for water supply and under Ground Drainage for multi-storied Buildings. - 42 Days</b>

### Consumer Details

#### Applicant Details

<b>Applicant Name</b> <input type="text" value="Test Janani"/>	<b>Consumer Name *</b> <input type="text" value="Janani"/>
<b>Mobile Number</b> <input type="text" value="8870270389"/>	<b>Email</b> <input type="text" value="janani.g@globalsinc.com"/>

<b>BESCOM Account ID *</b> <input type="text" value="2492161799"/>	<b>BESCOM Consumer Name</b> <input type="text" value="VIBHA CONSTRUCTIONS"/>
<b>BESCOM RR Number</b> <input type="text" value="MS1088H7173"/>	

#### Communication Address

**Address**

<b>State</b> <input type="text" value="Karnataka"/>	<b>District</b> <input type="text" value="BANGALORE URBAN"/>
<b>Taluk</b> <input type="text" value="BANGALORE SOUTH"/>	<b>Landmark</b> <input type="text" value="testing"/>
<b>Pincode</b> <input type="text" value="765445"/>	

#### Connection Address

**Pincode**

**Service Area**

### Communication Address

**Address**

<b>State</b> <input type="text" value="Karnataka"/>	<b>District</b> <input type="text" value="BANGALORE URBAN"/>
<b>Taluk</b> <input type="text" value="BANGALORE SOUTH"/>	<b>Landmark</b> <input type="text" value="testing"/>
<b>Pincode</b> <input type="text" value="765445"/>	

#### Connection Address

<b>Pincode</b> <input type="text" value="560002"/>	<b>Service Area</b> <input type="text" value="Infantry Road"/>
<b>Service Station</b> <input type="text" value="HDB"/>	<b>Division</b> <input type="text" value="Central"/>
<b>Sub Division</b> <input type="text" value="Central11"/>	<b>Ward Number</b> <input type="text" value="110"/>
<b>Ward Name</b> <input type="text" value="Sampangram Nagar"/>	<b>Street 1</b> <input type="text" value="test"/>
<b>Street 2</b> <input type="text" value="test"/>	<b>Landmark</b> <input type="text" value="test"/>

#### Existing Connection

Do you have an existing BWSSB connection?

Yes  No

[Add Document](#)

### Comments

<b>Internal Comments *</b> <input type="text" value="test"/> <p style="font-size: small; text-align: right;">4 / 300 characters</p>	<b>Consumer Comments *</b> <input type="text" value="test"/> <p style="font-size: small; text-align: right;">4 / 300 characters</p>
--	--

Forward to next stage
Send back to previous stage

- The Chief Engineer (CE) can forward the application to the next stage in the workflow.
- At this stage, all fields in the application are non-editable, ensuring that the CE cannot make any changes to the existing information.
- The CE can review and verify all submitted details but is restricted to approving or forwarding the application as per the defined process.
- The CE's role is primarily to verify the accuracy and completeness of the application before it proceeds further.
- The Chief Engineer (CE), can:
  - Forward the application to the next stage
  - Send it back to the previous stage for rework or clarification
  - Approve or reject the application, if he/she is the approving authority for that specific process.

## 11. EIC

← Back
Track Changes

### Application Details

<b>Application Code</b> 349558C11	<b>Application Type</b> Regular Application	<b>Purpose</b> Non-Domestic
<b>Applied By</b> Consumer	<b>Sakala Number</b> BW0250000349558	<b>Sakala Service Description</b> Permission for new connection/Additional Connection for water supply and under Ground Drainage for multi-storied Buildings. - 42 Days

Consumer Details

**Applicant Details**

<b>Applicant Name</b> <input type="text" value="Tost Janani"/>	<b>Consumer Name *</b> <input type="text" value="Janani"/>
<b>Mobile Number</b> <input type="text" value="8870270389"/>	<b>Email</b> <input type="text" value="janani.p@globalsinc.com"/>

<b>BESCOM Account ID *</b> <input type="text" value="2452241799"/>	<b>BESCOM Consumer Name</b> <input type="text" value="VIBHA CONSTRUCTIONS"/>
<b>BESCOM RR Number</b> <input type="text" value="MS10EHT173"/>	

**Communication Address**

**Address**

<b>State</b> <input type="text" value="Karnataka"/>	<b>District</b> <input type="text" value="BANGALORE URBAN"/>
<b>Taluk</b> <input type="text" value="BANGALORE SOUTH"/>	<b>Landmark</b> <input type="text" value="tosting"/>
<b>Pincode</b> <input type="text" value="765445"/>	

**Connection Address**

**Pincode**

**Service Area**

City and Sewerage Board
CE - B S DALAVATH

Site Details

Building Details

Document Details

**Tentative Charges**  
Kindly note that these charges are based on the consumer input.

Standard Charges				
Sl No	Type	Quantity	Rate	Amount
1	Application Fee	1	₹100	₹100
2	Attachment Fee	1	₹25	₹25
3	Inspection Charges	1	₹250	₹250
4	Meter Fixing Charges	1	₹500	₹500
5	Sanitary Points Charges	6	₹120	₹720
				Total: ₹1,595

Prorata Charges						
Sl No	Floor	Amenity Type	Purpose	Size in Sqm	Rate	Amount
1	Stilt Parking	Parking	Commercial	5367.66	₹85,149	₹85,149
2	Basement Parking	Utility	Commercial	527.5	₹158,250	₹158,250
3	Stilt Parking	Parking	Commercial	423.17	₹63,475.5	₹63,475.5
						Total: ₹1,026,874.5

**Comments** Add Document

Internal Comments \*

4 / 500 characters

Consumer Comments \*

4 / 500 characters

Forward to next stage
Send back to previous stage

- The Engineer in Chief (EIC), can forward the application to the next stage in the workflow.
- At this stage, all fields in the application are non-editable, ensuring that the EIC cannot make any changes to the existing information.
- The EIC can review and verify all submitted details but is restricted to approving or forwarding the application as per the defined process.
- The EIC role is primarily to verify the accuracy and completeness of the application before it proceeds further.
- The Engineer in Chief (EIC), can:
  - Forward the application to the next stage
  - Send it back to the previous stage for rework or clarification
  - Approve or reject the application, if he/she is the approving authority for that specific process.

## 12. Chairman

Back
Track Changes

### Application Details

Application Code <b>349558C11</b>	Application Type <b>Regular Application</b>	Purpose <b>Non-Domestic</b>
Applied By <b>Consumer</b>	Sakala Number <b>BW025000349558</b>	Sakala Service Description <b>Permission for new connection/Additional Connection for water supply and under Ground Drainage for multi-storied Buildings. - 42 Days</b>

### Consumer Details

#### Applicant Details

Applicant Name:

Mobile Number:

BESCOM Account ID:

BESCOM RR Number:

#### Consumer Name \*

Email:

BESCOM Consumer Name:

#### Communication Address

Address:

State:  District:

Taluk:  Landmark:

Pincode:

Connection Address Pincode:  Service Area:

Site Details
CE - B S DALAVATH

### Building Details

### Document Details

**Tentative Charges**  
Kindly note that these charges are based on the consumer input.

Standard Charges					
Sl No	Type	Quantity	Rate	Amount	
1	Application Fee	1	₹200	₹200	
2	Attachment Fee	1	₹25	₹25	
3	Inspection Charges	1	₹250	₹250	
4	Meter Fitting Charges	1	₹500	₹500	
5	Sanitary Points Charges	6	₹120	₹720	
				<b>Total: ₹1,595</b>	

Prorata Charges					
Sl No	Floor	Amenity Type	Purpose	Size In Sqm	Amount
1	Stilt Parking	Parking	Commercial	5367.66	₹805,149
2	Basement Parking	Utility	Commercial	527.5	₹158,250
3	Stilt Parking	Parking	Commercial	423.17	₹3,475.5
				<b>Total: ₹1,026,874.5</b>	

### Comments

Internal Comments \*

4 / 500 characters

Consumer Comments \*

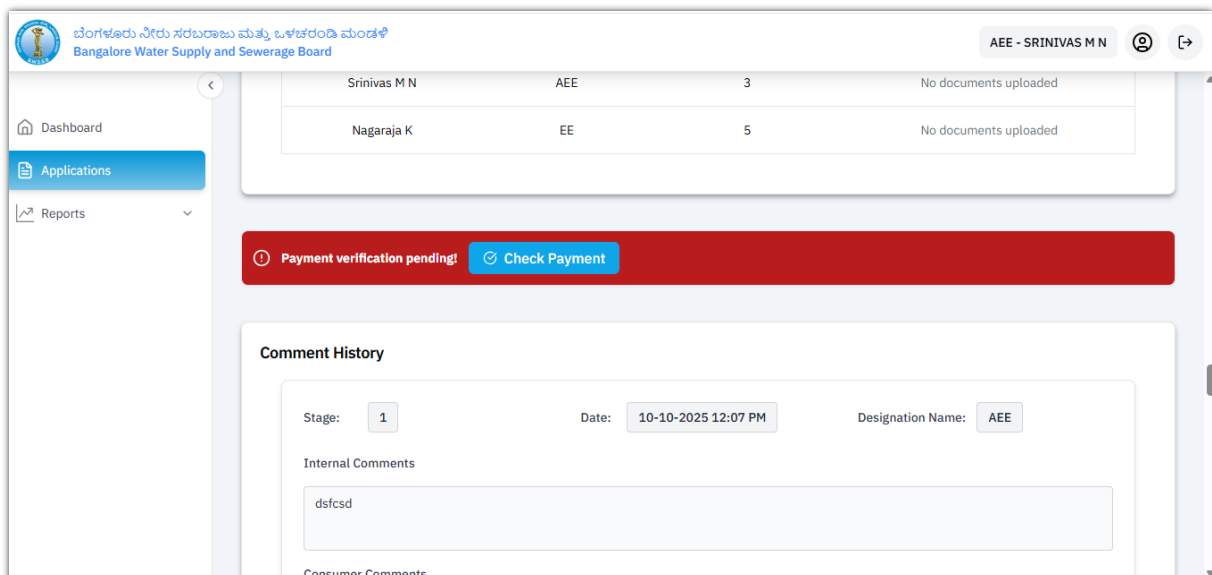
4 / 500 characters

Forward to next stage
Send back to previous stage

- At this stage, all fields in the application are non-editable, ensuring that the EIC cannot make any changes to the existing information.
- The Chairman, can:
  - Send it back to the previous stage for rework or clarification
  - Approve or reject the application, if he/she is the approving authority for that specific process.

Note: After the Demand Note is approved, the consumer must initiate and complete the payment from their end. Once the payment is successfully processed, the application is automatically routed to the Assistant Executive Engineer (AEE) for payment verification. The AEE then reviews and confirms the payment details before allowing the application to move to the next stage.

### 13. AEE (Payment Verification)



The screenshot displays the user interface for the Bangalore Water Supply and Sewerage Board. The top navigation bar includes the board's logo and name in Kannada and English, along with the user's name 'AEE - SRINIVAS M N'. A sidebar on the left contains navigation options for 'Dashboard', 'Applications', and 'Reports'. The main content area shows a table with two rows of user information:

Srinivas M N	AEE	3	No documents uploaded
Nagaraja K	EE	5	No documents uploaded

Below the table, a red notification banner indicates 'Payment verification pending!' with a 'Check Payment' button. The 'Comment History' section shows a single entry for Stage 1, dated 10-10-2025 12:07 PM, by the AEE. The internal comments field contains the text 'dsfcsd'.

- Once the consumer completes the payment, the Assistant Executive Engineer (AEE) is responsible for verifying the payment.
- At this stage, the AEE's role is to check and confirm that the payment has been successfully received.
- This verification ensures that all payment details are accurate and complete before the application moves to the next stage in the workflow.
- The AEE must click on the "Check Payment" tab to verify and confirm the payment status.

## 14 Draftman

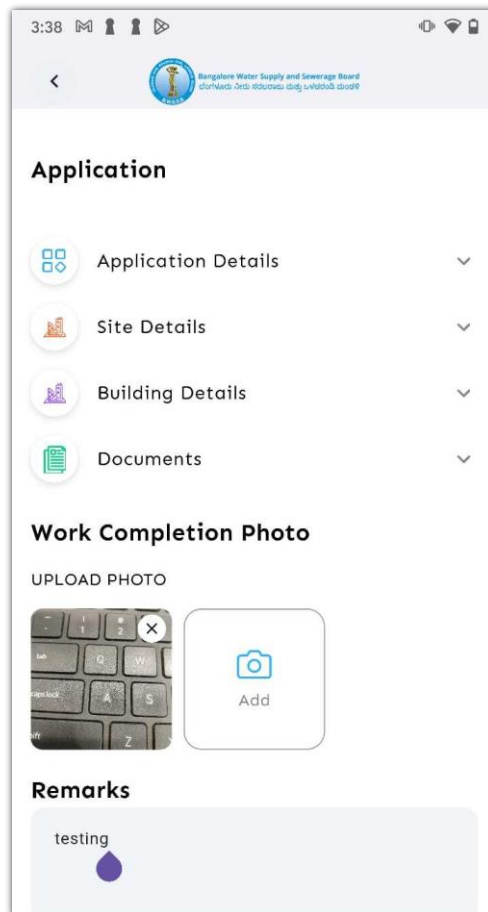
- The Draftsman is responsible for managing the meter generation and handover process.
- In this role, the Draftsman prepares and generates the meter details as required for the application.
- They ensure accurate recording of all meter information in the system.
- The Draftsman also facilitates the handover of the meter to the relevant personnel or the consumer, ensuring proper documentation and tracking.

**Meter Details**

<b>Meter Number</b>	<b>Meter Make</b>
<input type="text" value="34324"/>	<input type="text" value="ANAND ASHA PRECIMAG"/>
<b>Date of Installation</b>	
<input type="text" value="17-10-2025"/>	

## 15. Water Inspector

- The Water Inspector must use the mobile application to capture work completion photos directly from the site.
- They are required to enter remarks related to the completed work.
- After capturing the photos and adding remarks, the Water Inspector must forward the application to the next stage in the workflow



## 16. Application Closure

- When the Water Inspector validates the connection, captures the work completion photo, and forwards the application, it is automatically sent to Sajala for RR number generation.
- Once the RR number is generated, the application is automatically closed in the system.
- The RR number is then assigned to that specific application, marking it as deemed closed.
- Until the RR number is generated, the application remains under the AEE stage with a pending status.